


DOOR CHANNEL MAGNET



MC-180 SERIES

- ◆ The MC-180 is designed to be mounted in the top channel of a metal entry/exit door.
- ◆ Legs of the magnet case can be clipped to accommodate a more shallow channel.
- ◆  Indicates U.L. 10C Fire Rated




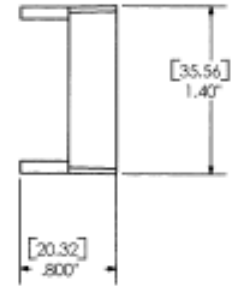
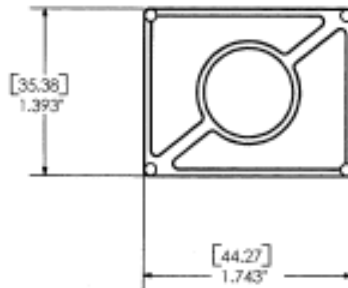
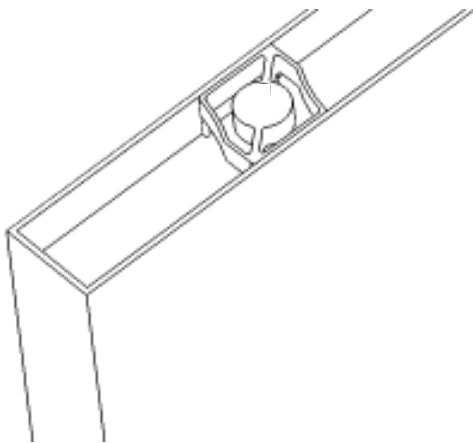
180MC-12 




8080-TMC



MC-180 



PART NUMBERS:

		Closed Loop	Open Loop	SPDT	DPDT
Standard Gap Up To 1" On Steel	3/4" Dia.	180MC-12 	185MC-12	190MC-12	195MC-12
	1" Dia.	184MC-12	189MC-12	194MC-12	199MC-12
	3/4" Dia.	8080-TMC	8585-TMC		
	1" Dia.	8484-TMC	8989-TMC		

WARRANTY:

Lifetime warranty against workmanship, material and factory defects.

GEORGE RISK INDUSTRIES, INC.
G.R.I. PLAZA
KIMBALL, NE 69145



MADE IN U.S.A.