


SHOCKGARD USA



Shockgard 1 SG-1



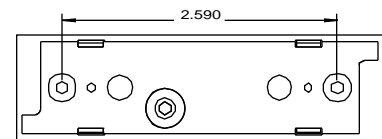
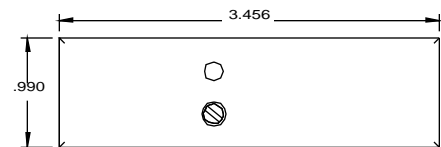
- ◆ Solid State Piezo Electric Sensor ◆ No Processor Unit Required
- ◆ Bi-Colored Latching LED Indicator For Visual Confirmation
- ◆ Pulse Count and Gross Attack ◆ Non-Latching Relay
- ◆ On Board Tamper Switch, In Series With Alarm Relay Contacts
- ◆ Wide Range of Surface Protection Including: Glass, Wall, Doors, Etc.
- ◆ Available In White and Brown ◆ Wide Input Voltage Range
- ◆ Small Aesthetically Pleasing Design

Detection Range (*)

Surface	Brick Wall	Steel	Wood	Concrete	Plywood	Gyproc	Glass
Radius	8 ft.	10 ft.	11.5 ft.	5 ft.	13 ft.	8 ft.	11.5 ft.

(*) All values quoted are typical and are subject to practical testing which must be made for each installation. In some environments, attenuation may be very high.

Technical Specifications	Shockgard 1
Supply Voltage	9-15 Volt DC, Regulated
Current Consumption Quiescent	15mA Maximum
Current Consumption Alarm	16mA Maximum Flashing LED 27mA
Temperature Limit	-4°F to +140°F (-20°C to +60°C)
Relative Humidity at 30°C	0-90%
Sensitivity Setting	Dual Stage Potentiometer
Latching/Non Latching	1st + Subsequent or Any + 6 Wire
Indicator	Two Color LED
Dimensions	23 x 25 x 86 mm
Relay Contact Rating	150mA 24V Resistive 10 Ohm 1/4 Watt
Time Relay Open in Alarm	1 Second Minimum
Pulse Count	2, 4 or 6
Max No. of units on any Latch	80
Max. No of units on 1st to Latch	10



BOTTOM
(Mounting Hole)

This product is suitable for use in systems designed to comply with EN50131-1 and PD6662:2004 at grade 3 and environmental class 2.

WARRANTY:

One year warranty against workmanship, material and factory defects.

GEORGE RISK INDUSTRIES, INC.
G.R.I. PLAZA
KIMBALL, NE 69145

BA-172 Rev 1 5/23/2008

TOLL-FREE 1-800-445-5218 • 1-800-523-1227
(308) 235-4645 • FAX (308) 235-3561
E-MAIL: grisales@megavision.com
WEB SITE: www.grisk.com