


WIRE TRIP SWITCH



WT-01

- ◆ Use In Windows, Crawl Spaces and Attics
- ◆ Not Susceptible To Insects and Temperature Extremes Like PIRS
 - ◆ Covers Unusual Openings
 - ◆ Environmentally Sealed Contacts
- ◆ Eliminates False Alarms and Nuisance Service Calls
- ◆ Magnetically Plunger Actuated ◆ No Blades To Corrode
 - ◆ Replaces Older Mechanical Trip
 - ◆ Longer Service Life
- ◆ Vibration Free ◆ Install and Forget
 - ◆ Available With Screw Terminals



WT-01

The WT-01 is made to cover openings where a normal switch won't adequately cover the opening like basement windows, attics, crawl spaces, or any other unusual opening. It can be used in places where PIRs would be troublesome due to insects and temperature extremes. Wire or string is criss-crossed across the opening. Then if the wire is pushed out of the way or cut the switch will trigger the alarm panel.

WARRANTY:

Lifetime warranty against workmanship, material and factory defects.

GEORGE RISK INDUSTRIES, INC.
G.R.I. PLAZA
KIMBALL, NE 69145



MADE IN U.S.A.

TOLL-FREE 1-800-445-5218
TOLL-FREE 1-800-523-1227
(308) 235-4645
FAX (308) 235-3561
E-MAIL: grisales@megavision.com
WEB SITE: www.grisk.com

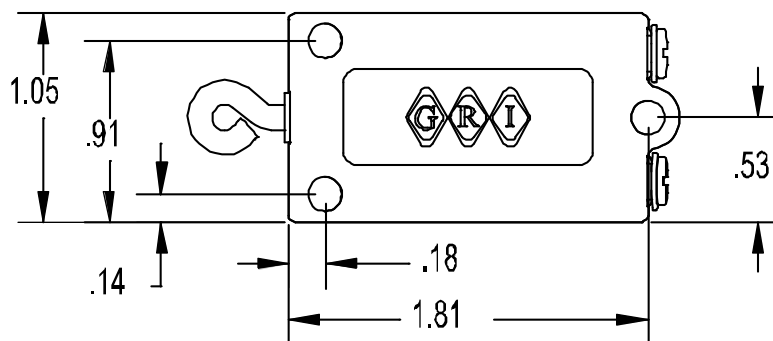
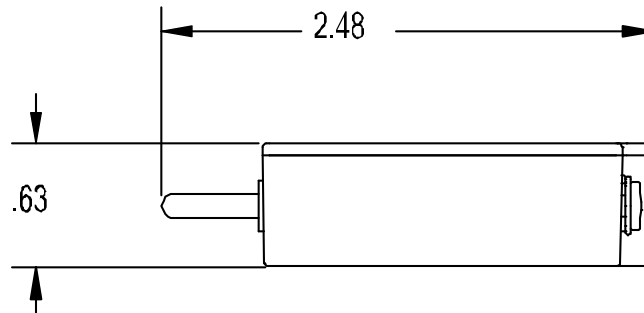


WIRE TRIP SWITCH

Installation Instructions:

Wire/String is not supplied with the switch. Select a light weight wire/string and plan for enough length so that the opening can be criss-crossed enough times to adequately cover the opening. Wire/String should be light weight enough so that it will not impede exiting in case of emergency. **If opening is an emergency exit, consult local fire inspectors before installing.**

Select locations for switch and end hook and secure them in place with screws. Add eye hooks or similar hooks so that wire will criss-cross the opening. Tie the wire to the eye hook on the switch and run wire through other hooks to last hook. With a meter attached to the terminals of the switch pull on the wire until the plunger is in the middle of the closed range of the switch. Then tie the wire to the end hook. Some wire/strings will stretch over time so adjustments may need to be made to prevent false alarms. Adjustments can be made after the string is tied to the end hook by loosening the screw and sliding the end hook.



WT-01

GRI products meet or exceed these minimum general specifications:

PART NUMBER	LOOP TYPE	ELECTRICAL CONFIG.	REED FORM	MAXIMUM INITIAL CONTACT RESISTANCE (Ω)	MAXIMUM CONTACT RATING (W)	MAXIMUM SWITCHING VOLTAGE (VDC/VAC)	MAXIMUM SWITCHING CURRENT (A)
WT-01	Closed	N/O	B	.150	10	160/110	.400

Approx. Total Travel: .415

CONTACT YOUR G.R.I. DISTRIBUTOR OR CALL:

GEORGE RISK INDUSTRIES, INC.
GRI PLAZA
KIMBALL, NE 69145



MADE IN U.S.A.

TOLL-FREE 1-800-445-5218
TOLL-FREE 1-800-523-1227
(308) 235-4645
FAX (308) 235-3561

E-MAIL: grisales@megavision.com
WEB SITE: www.grisk.com